



# MINITRACKER 4 WAND

User Guide

Firmware Version : 9.07

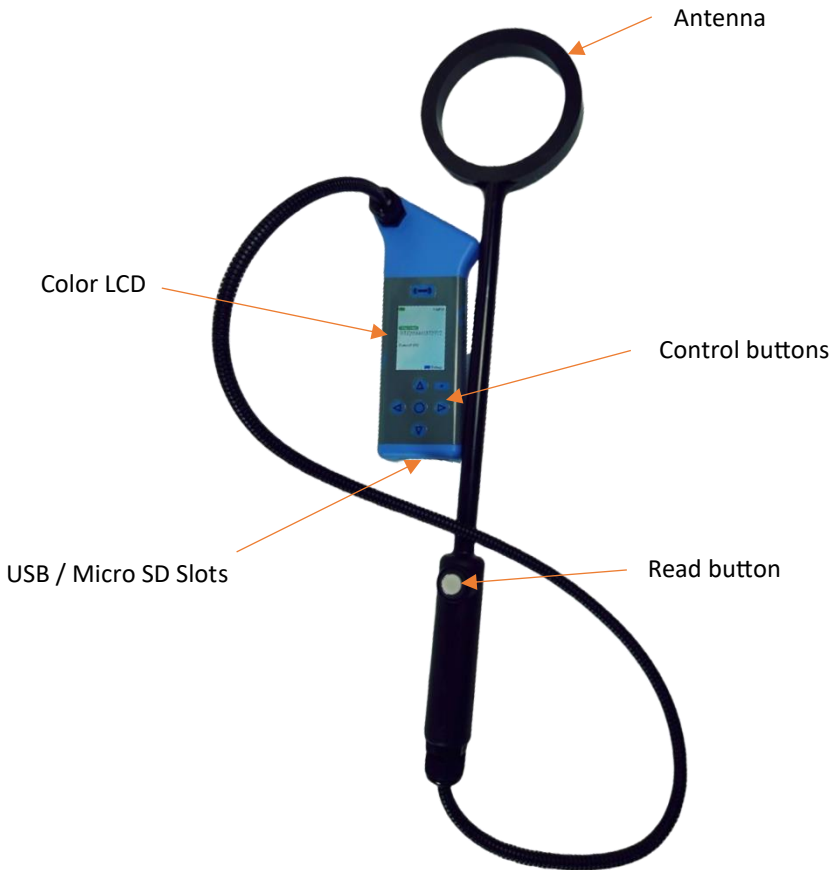
Revision 1.1

## Contents

Buttons and Controls .....	3
Getting Started.....	4
The LCD Screens.....	5
Changing the Batteries.....	7
Firmware Updates.....	8
Specifications .....	9
Regulatory Information.....	11
Warranty & Customer Service .....	12

## Buttons and Controls

Buttons, controls, and features of the scanner are displayed below:



## Getting Started

Congratulations on the purchase of your new Avid MiniTracker 4 Wand™ microchip scanner!


Need to get started quickly? Just follow these instructions:

1. Remove your new scanner from the packaging.
2. Hold down the read button to activate the reader and scan for a microchip.
3. When a microchip ID is read, it will be displayed on the screen and retained in the history of scanned microchips.

Powering off:

By default, the MiniTracker 4 Wand automatically powers off when no buttons are pressed for 1 minute.

To manually power off the reader:

1. Hold down both the  (center) and read buttons.
2. After 3 seconds, the reader will power off.

Bluetooth connectivity

1. Press the \* button to change settings.
2. Scroll down to “Bluetooth”, press the circle button and switch Bluetooth® to “on”.
3. On your device search for new Bluetooth® devices and pair as usual.
4. Every time you scan a microchip, the number will be sent to the device as if it were being typed on the keyboard.

For more detailed instructions and other features, please read the rest of the manual.


## The LCD Screens

Below are examples of the various screens which might be displayed during usage:

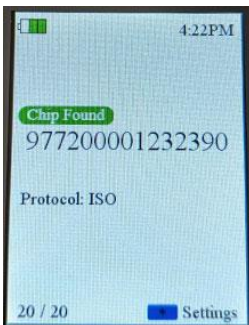
Home Screen



Scanning for Chip



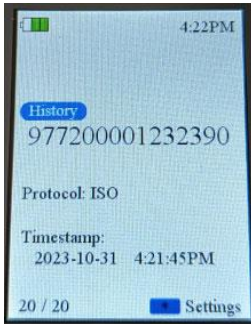
Chip Found



No Chip Found



### Historical Scan



## Changing the Batteries

To replace the batteries:

1. Unscrew the two screws on the back of the case, near the top and bottom of the label.
2. Remove the old batteries.
3. Insert the new batteries.
4. Replace the back and tighten the screws to fix it in place.



## Firmware Updates

As part of our continuous product development, we will release updates to the firmware installed on the scanner.

To install these updates please visit the following website where full instructions will be provided:

<https://minitracker.avidid.com>

If you require any further assistance, please contact your local support office as detailed in the Warranty and Customer Service section.

## Specifications

Model:	MiniTracker 4 Wand™
Operating Frequency:	134.2 kHz
Storage (microSD):	
8GB	20 million time-stamped pet ID records
128GB	320 million time-stamped pet ID records
Data Connections:	Bluetooth® 5.3 and USB-C
Display:	240x320 color LCD
Sound:	Audible beeps
Microchip Reading Ranges:	
AVID (125 kHz)	4.75" (12cm) typical†
FECAVA (125 kHz)	4.75" (12cm) typical†
ISO FDX-B (134.2 kHz)	7" (18cm) typical†
Trovan (128 kHz)	2" (5cm) typical†
Power:	Four AA alkaline batteries or USB
Operating Temperature:	-4 to 129 °F (-20 to 54 °C)
Storage Temperature	
with batteries:	-4 to 129 °F (-20 to 54 °C)
without batteries:	-4 to 158 °F (-20 to 70 °C)
Dimensions	
wand:	5" W x 21" L x 0.67" H (12.7 cm W x 53.3 cm L x 1.7 cm H)
wand cable:	3' (91.4 cm)
controller:	3.25" W x 8.25" L x 0.88" H (8.26cm W x 20.96 cm L x 2.24 cm H)
Weight	
with batteries:	1.22 lb. (553g)

without batteries: 1.00 lb. (454g)

† Reading ranges were measured using 12mm, 12-gauge implantable microchip transponders. Reading distances will vary depending on the orientation and the size of the microchip transponder.

## Regulatory Information

FCC ID: IOL-134-AV1053

Contains FCC ID: IOL-BT840F

This equipment has been tested and found to comply with the limits for a Class A digital device, pursuant to part 15 of the FCC Rules. These limits are designed to provide reasonable protection against harmful interference when the equipment is operated in a commercial environment. This equipment generates, uses, and can radiate radio frequency energy and, if not installed and used in accordance with the instruction manual, may cause harmful interference to radio communications. Operation of this equipment in a residential area is likely to cause harmful interference in which case the user will be required to correct the interference at his own expense.

Operation with non-approved equipment or unshielded cables is likely to result in interference to radio and TV reception. The user is cautioned that changes and modifications made to the equipment without the approval of the manufacturer could void the user's authority to operate the equipment.

The Bluetooth® word mark and logos are registered trademarks owned by the Bluetooth SIG, Inc. and any use of such marks by Avid Identification Systems, Inc. is under license.

## Warranty & Customer Service

The MiniTracker 4 Wand™ is warranted to be free of manufacturing defects for a period of one year from the date of purchase. Defective readers will be repaired or replaced at the discretion of Avid Identification Systems, Inc.

Please contact us for a Return Merchandise Authorization (RMA) number or if you have any questions about using your MiniTracker 4 Wand™.

### Customer Service

Phone:	+1-951-371-7505 1-800-336-2843 (USA and Canada toll-free)
Email:	<a href="mailto:support@avidid.com">support@avidid.com</a>
Website:	<a href="https://avidid.com">https://avidid.com</a>

### Mailing Address

Avid Identification Systems, Inc.  
3185 Hamner Avenue  
Norco, California 92860  
United States of America

If you purchased your scanner from a local office or distributor, please contact them first.